

Resolution No. 3201

A Resolution of the City of Sanford, Florida, amending the City's annual operating budget for the fiscal year beginning October 1, 2023 and ending September 30, 2024; providing for implementing administrative actions; providing for a savings provision; providing for conflicts; providing for severability and providing for an effective date.

Whereas, the Commission of the City of Sanford, Florida has adopted an annual operating budget for the fiscal year beginning October 1, 2023 and terminating on September 30, 2024 specifying certain projected revenues and expenditures for the operations of Sanford municipal government; and

Whereas, the City's budget presumes that each department generally will, to the best of their ability, maintain its expenditures within its allocated budgeted level and exercise prudence in expending funds during the course of the City's fiscal year; and

Whereas, from time-to-time circumstances and events may require that the original City budget may need revision; and

Whereas, the City Commission, in its judgment and discretion, has the authority to adjust the budget to more closely coincide with actual and expected events.

Now, therefore, be it adopted and resolved by the City Commission of the City of Sanford, Florida as follows:

Section 1. Adoption of Budget Amendment.

The annual operating budget of the City of Sanford for the fiscal year beginning October 1, 2023 and terminating on September 30, 2024 is hereby revised and amended by Attachment "A". The Attachment is hereby incorporated into this Resolution as if fully set forth herein verbatim. Except as amended herein, the annual operating budget for the City of Sanford for fiscal year beginning October 1, 2023 and

terminating on September 30, 2024 shall remain in full force and effect.

Section 2. Implementing administrative actions.

The City Manager, or designee, is hereby authorized and directed to implement the provisions of this Resolution by means of such administrative actions as may be deemed necessary and appropriate.

Section 3. Savings.

The prior actions of the City of Sanford relating to the adoption of the City budget and related activities are hereby ratified and affirmed.

Section 4. Conflicts.

All resolutions or parts of resolutions in conflict with this Resolution are hereby repealed.

Section 5. Severability.

If any section, sentence, phrase, word, or portion of this Resolution is determined to be invalid, unlawful or unconstitutional, said determination shall not be held to invalidate or impair the validity, force or effect of any other section, sentence, phrase, word, or portion of this Resolution not otherwise determined to be invalid, unlawful, or unconstitutional.


Section 6. Effective Date.

This Resolution shall become effective immediately upon enactment.


Passed and adopted this 22nd day of January, 2024.

Attest:

City Commission of the City of
Sanford



Traci Houchin, MMC, FCRM

City Clerk



Art Woodruff, Mayor

For use and reliance of the Sanford
City Commission only.
Approved as to form and legality.


William Colbert, City Attorney
LONNIE N. GROOT
ACA

City of Sanford
ATTACHMENT A
BUDGET AMENDMENT FISCAL YEAR 2023/2024

Account	Title	Project Number	Current Budget	Increase/ Decrease	Revised Budget
316-7979-599.63-00	Improvements Other Than Bldgs.	17CAT	-	8,577,013	8,577,013
316-0000-381.16-00	Transfers from General Fund		-	8,577,013	8,577,013
Total Budget Amendment				8,577,013	
Budget amendment to rollover capital purchases not completed as of 09/30/23					
323-3001-522.62-00	Buildings	FDST40	-	729,457	729,457
323-5508-572.63-00	Improvements Other Than Bldgs	PG2301	-	123,313	123,313
323-0000-389.98-00	Use of Reserves		-	852,770	852,770
Total Budget Amendment				852,770	
Budget amendment to rollover capital purchases not completed as of 09/30/23					
360-0104-512.46-00	Repairs and Maintenance		-	7,000	7,000
360-0105-513.52-00	Operating Supplies		-	2,039	2,039
360-0401-513.64-00	Machinery & Equipment		-	23,850	23,850
360-0402-513.31-00	Professional Services	ITDIGI	-	310,329	310,329
360-0402-513.46-00	Repairs and Maintenance		-	92,527	92,527
360-0402-513.64-00	Machinery & Equipment		365,000	566,866	931,866
360-1103-519.64-00	Machinery & Equipment		-	74,600	74,600
360-1110-515.64-00	Machinery & Equipment		-	3,601	3,601
360-2020-521.46-00	Repairs and Maintenance	DOJ20	-	15,534	15,534
360-2020-521.52-00	Operating Supplies	COPS23	93,976	5,000	98,976
360-2020-521.64-00	Machinery & Equipment		1,169,135	373,374	1,542,509
360-2020-521.64-00	Machinery & Equipment	23DOJ	1,542,509	99,000	1,641,509
360-3001-522.52-00	Operating Supplies		39,598	4,325	43,923
360-3001-522.52-00	Operating Supplies	FIUSAR	43,923	20,381	64,304
360-3001-522.62-00	Buildings		-	28,720	28,720
360-3001-522.64-00	Machinery & Equipment		1,286,302	1,076,054	2,362,356
360-3001-522.52-00	Operating Supplies	FDST40	64,304	734,431	798,735
360-3001-522.46-00	Repairs and Maintenance	ST38	-	19,241	19,241
360-3002-522.64-00	Machinery & Equipment		45,000	5,193	50,193
360-4001-539.64-00	Machinery & Equipment	LUCITY	15,000	2,066	17,066
360-4042-539.63-00	Improvements Other Than Bldgs	PW2001	-	11,700	11,700
360-4042-539.64-00	Machinery & Equipment	LUCITY	-	3,444	3,444
360-4042-539.64-00	Machinery & Equipment		3,444	10,291	13,735
360-4046-539.63-00	Improvements Other Than Bldgs	ST1902	2,600,000	100,000	2,700,000
360-4046-539.64-00	Machinery & Equipment	LUCITY	45,000	4,821	49,821
360-4046-539.64-00	Machinery & Equipment		49,821	33,557	83,378
360-4047-541.63-00	Improvements Other Than Bldgs	930011	-	145,158	145,158
360-4047-541.63-00	Improvements Other Than Bldgs	PW1401	145,158	339,095	484,253
360-4047-541.64-00	Machinery & Equipment	LUCITY	235,000	2,755	237,755
360-4047-541.64-00	Machinery & Equipment		237,755	143,194	380,949
360-5501-572.63-00	Improvements Other Than Bldgs	PR2301	-	7,322	7,322
360-5502-575.63-00	Improvements Other Than Bldgs	SFA10	-	49,842	49,842
360-5502-575.63-00	Improvements Other Than Bldgs	SFPOOL	49,842	152,365	202,207
360-5502-575.63-00	Improvements Other Than Bldgs	PG0809	202,207	207,358	409,565
360-5502-575.64-00	Machinery & Equipment	SFWEST	-	83,520	83,520
360-5508-572.46-00	Repairs and Maintenance	PG0703	-	13,450	13,450
360-5508-572.46-00	Repairs and Maintenance	PW0710	13,450	145,279	158,729
360-5508-572.52-00	Operating Supplies	PG1903	-	125,441	125,441
360-5508-572.63-00	Improvements Other Than Bldgs	PG1902	692,181	318,435	1,010,616
360-5508-572.63-00	Improvements Other Than Bldgs	PG1903	1,010,616	186,975	1,197,591
360-5508-572.64-00	Machinery & Equipment	LUCITY	74,904	12,397	87,301
360-0000-389.98-00	Use of Reserves		355,791	5,560,530	5,916,321
Total Budget Amendment				5,560,530	
Budget amendment to rollover capital purchases not completed as of 9/30/23					
Total Budget Amendment-Capital Project Funds				14,990,313	
001-0101-511.81-00	Grants	CC2302	50,000	1,104	51,104
001-0101-511.81-00	Grants	CC2202	51,104	3,766	54,870
001-0101-511.81-00	Grants	CC2205	54,870	10	54,880
001-0101-511.81-00	Grants	CC2301	54,880	9,500	64,380
001-0101-511.81-00	Grants	CC2203	64,380	6,500	70,880
001-0101-511.81-00	Grants	ED1601	70,880	101,632	172,512
001-1110-515.31-00	Professional Services		-	75,000	75,000
001-4046-539.44-00	Rent		1,515	100,000	101,515
001-0102-569.34-00	Other Contractual		78,500	8,750	87,250
001-7979-581.91-79	Transfer to Mayfair		99,000	334,655	433,655
001-7979-581.94-57	Transfer to Marina		-	630,907	630,907
001-0000-389.98-00	Use Of Reserves		60,475	1,271,824	1,332,299
Total Budget Amendment				1,271,824	
Budget amendment for open purchases not completed as of 9/30/23					
001-2023-521.14-00	Overtime	COPS23	351,000	111,137	462,137
001-2024-521.14-00	Overtime	COPS23	160,875	30,457	191,332

City of Sanford
ATTACHMENT A
BUDGET AMENDMENT FISCAL YEAR 2023/2024

Account	Title	Project Number	Current Budget	Increase/Decrease	Revised Budget
001-2034-521.54.04	Training	COPS23	11,276	72,000	83,276
001-0000-331.29-24	Grant Revenue	COPS23	-	213,594	213,594
Total Budget Amendment				213,594	
Budget Amendment for COPS descalation Grant not completed as of 9/30/23					
001-5052-573.13-00	Salaries	GPS24	60,566	21,000	81,566
001-5052-573.31-00	Professional Services	GPS24	-	5,399	5,399
001-0000-334.60-01	Grant Revenue	GPS24	-	26,399	26,399
Total Budget Amendment				26,399	
Budget Amendment for Museum Grant not completed as of 9/30/23					
001-7979-581.91-31	Transfers to Catalyst Fund		-	8,577,013	8,577,013
001-0000-389.98-00	Use of Reserves		1,332,299	8,577,013	9,909,312
Total Budget Amendment				8,577,013	
Budget amendment for Catalyst Funding					
003-5052-573.48-00	Promotional Activities	PROFL	15,000	1,613	16,613
003-5052-573.48-00	Promotional Activities	PRDOBB	16,613	3,556	20,169
003-5052-573.48-00	Promotional Activities	PRDOMU	20,169	(8,519)	11,650
003-5052-573.48-00	Promotional Activities	PRDOME	11,650	615	12,265
003-5052-573.48-00	Promotional Activities	PRDOSO	12,265	13,904	26,169
003-5052-573.48-00	Promotional Activities	PRDOBA	26,169	9,860	36,029
003-5052-573.48-00	Promotional Activities	PRDOWS	36,029	2,000	38,029
003-0000-389.98-00	Use of Reserves		9,909,312	23,029	9,932,341
Total Budget Amendment				23,029	
Budget amendment for unspent donation Recreation funds as of 9/30/23					
002-0401-513.31-00	Professional Services	FEIA22	-	77,000	77,000
002-4046-539.46-00	Repairs and Maintenance	FEIA22	-	3,178	3,178
002-5502-575.46-00	Repairs and Maintenance	FEIA22	-	36,715	36,715
002-5508-572.46-00	Repairs and Maintenance	FEIA22	-	336,673	336,673
002-5508-572.63-00	Improvements Other than Bldgs	FEIA22	-	91,708	91,708
002-0000-389.98-00	Use of Reserves		9,932,341	545,274	10,477,615
Total Budget Amendment				545,274	
Budget amendment for open purchases not completed as of 9/30/23					
Total Budget Amendment-General Fund				10,657,133	
131-4047-541.63-00	Improvements Other than Bldgs	RS0708	350,000	563,718	913,718
131-4047-541.63-00	Improvements Other than Bldgs	PW2102	913,718	75,000	988,718
131-0000-389.98-00	Use of Reserves		62,883	638,718	701,601
Total Budget Amendment				638,718	
Budget amendment for open purchases not completed as of 9/30/23					
132-5052-573.61-00	Land		-	847,500	847,500
132-0000-389.98-00	Use of Reserves		242,539	847,500	1,090,039
Total Budget Amendment				847,500	
Budget amendment for open purchases not completed as of 9/30/23					
134-2020-521.52-00	Operating Supplies		-	39,000	39,000
134-2020-521.64-00	Machinery and Equipment		41,550	157,656	199,206
134-0000-389.98-00	Use of Reserves		-	196,656	196,656
Total Budget Amendment				196,656	
Budget amendment for open purchases not completed as of 9/30/23					
133-3001-522.62-00	Building	ST32	-	2,939	2,939
133-3001-522.61-00	Land	FDST40	-	158,790	158,790
133-3001-522.64-00	Machinery and Equipment		350,037	850,000	1,200,037
133-0000-389.98-00	Use of Reserves		269,500	1,011,729	1,281,229
Total Budget Amendment				1,011,729	
Budget amendment for open purchases not completed as of 9/30/23					
135-1114-524.64-00	Machinery and Equipment		-	111,306	111,306
135-0000-389.98-00	Use of Reserves		-	111,306	111,306
Total Budget Amendment				111,306	
Budget amendment for open purchases not completed as of 9/30/23					
139-4047-541.63-00	Improvements Other than Bldgs.	PW2301	573,750	1,700,000	2,273,750
139-0000-389.98-00	Use of Reserves		-	1,700,000	1,700,000
Total Budget Amendment				1,700,000	
Budget amendment for open purchases not completed as of 9/30/23					
138-4047-541.63-00	Improvements Other than Bldgs.	PW2210	-	267,982	267,982
138-4047-541.63-01	Improvements Other than Bldgs.	RS0708	3,925,000	3,100,000	7,025,000
138-4047-541.63-00	Improvements Other than Bldgs.	RS1801	267,982	19,398	287,380

City of Sanford
ATTACHMENT A
BUDGET AMENDMENT FISCAL YEAR 2023/2024

Account	Title	Project Number	Current Budget	Increase/ Decrease	Revised Budget
138-4047-541.63-07	Improvements Other than Bldgs.	PW2102	150,000	378,984	528,984
138-4047-541.63-84	Improvements Other than Bldgs.	RS0706	100,000	32,023	132,023
138-4047-541.46-08	Repairs and Maintenance	RS0708	50,000	21,285	71,285
138-4047-541.63-86	Improvements Other than Bldgs.	RS0708	480,000	58,861	538,861
138-4047-541.63-86	Improvements Other than Bldgs.	PW2208	538,861	1,024	539,885
138-4047-541.63-86	Improvements Other than Bldgs.	PW2214	539,885	85,000	624,885
138-4047-541.63-86	Improvements Other than Bldgs.	RS0704	624,885	150,000	774,885
138-4047-541.63-86	Improvements Other than Bldgs.	PWADA	774,885	95,056	869,941
138-4047-541.63-86	Improvements Other than Bldgs.	RS1605	869,941	725,000	1,594,941
138-4047-541.63-86	Improvements Other than Bldgs.	SW2201	1,594,941	7,000	1,601,941
138-4047-541.63-90	Improvements Other than Bldgs.	PW2203	-	96,565	96,565
138-0000-389.98-00	Use of Reserves	-	-	5,038,178	5,038,178
Total Budget Amendment				5,038,178	
Budget amendment for open purchases not completed as of 9/30/23					
145-0401-513.31-00	Professional Servicees	ARPG	-	38,486	38,486
145-1104-564.81-00	Grant Assistance	ARPG	-	187,452	187,452
145-7979-581.91-42	Transfer to Stormwater	ARPG	-	2,000,000	2,000,000
145-7979-581.91-46	Transfer to Water	ARPG	-	4,281,658	4,281,658
145-0000-389.98-00	Use of Reserves	-	-	6,507,596	6,507,596
Total Budget Amendment				6,507,596	
Budget amendment for grant proceeds not spent as of 9/30/23					
Total Budget Amendment-Special Revenue Funds				16,051,683	
402-4045-541.61-00	Land	ST2301	1,500,000	1,120	1,501,120
402-4045-541.61-00	Land		1,501,120	1,564,113	3,065,233
402-4045-541.62-00	Buildings		-	48,944	48,944
402-4045-541.63-00	Improvements Other than Bldgs.	17CAT	8,600,000	7,148	8,607,148
402-4045-541.63-00	Improvements Other than Bldgs.	ST1702	8,607,148	17,271	8,624,419
402-4045-541.63-00	Improvements Other than Bldgs.	ST1901	8,624,419	2,187	8,626,606
402-4045-541.63-00	Improvements Other than Bldgs.	ST1902	8,626,606	900	8,627,506
402-4045-541.63-00	Improvements Other than Bldgs.	ST0902	8,627,506	298,544	8,926,050
402-4045-541.63-00	Improvements Other than Bldgs.	SW2102	8,926,050	3,600	8,929,650
402-4045-541.63-00	Improvements Other than Bldgs.	PW0716	8,929,650	436,327	9,365,977
402-4045-541.63-00	Improvements Other than Bldgs.	ST093	9,365,977	580,066	9,946,043
402-4045-541.63-00	Improvements Other than Bldgs.	PW2202	9,946,043	15,880	9,961,923
402-4045-541.63-00	Improvements Other than Bldgs.	ST2001	9,961,923	4,280	9,966,203
402-4045-541.63-00	Improvements Other than Bldgs.	SW2201	9,966,203	81,465	10,047,668
402-4045-541.63-00	Improvements Other than Bldgs.	PW2206	10,047,668	146,822	10,194,490
402-4045-541.63-00	Improvements Other than Bldgs.	MF2203	10,194,490	18,050	10,212,540
402-4045-541.63-00	Improvements Other than Bldgs.	PW2205	10,212,540	50,000	10,262,540
402-4045-541.63-00	Improvements Other than Bldgs.	PW2208	10,262,540	600,000	10,862,540
402-4045-541.63-00	Improvements Other than Bldgs.	PW2209	10,862,540	1,500,000	12,362,540
402-4045-541.63-00	Improvements Other than Bldgs.	ARPG	12,362,540	2,000,000	14,362,540
402-4045-541.63-00	Improvements Other than Bldgs.	ST2101	14,362,540	150,175	14,512,715
402-4045-541.63-00	Improvements Other than Bldgs.		14,512,715	8,817,911	23,330,626
402-4045-541.63-00	Improvements Other than Bldgs.	PW2207	23,330,626	2,971,506	26,302,132
402-4045-541.64-00	Machinery & Equipment	LUCITY	465,000	3,444	468,444
402-4045-541.64-00	Machinery & Equipment	STVEH	468,444	64,119	532,563
402-4045-541.64-00	Machinery & Equipment		532,563	366,208	898,771
402-0000-381.91-53	Transfer from ARPA Fund		-	2,000,000	2,000,000
402-0000-389.98-00	Use of Reserves		7,008,742	17,750,080	24,758,822
Total Budget Amendment				19,750,080	
Budget amendment for open purchases not completed as of 9/30/22					
452-4510-536.64-00	Machinery & Equipment		80,710	110,758	191,468
452-4510-536.64-00	Machinery & Equipment	LUCITY	191,468	4,316	195,784
452-4520-536.31-00	Professional Services		370,000	175,000	545,000
452-4520-536.31-00	Professional Services	WD0801	545,000	198,002	743,002
452-4520-536.46-00	Repairs & Maintenance	WW1504	62,741	48,344	111,085
452-4520-536.63-00	Improvements Other than Bldgs.	WW1402	313,771	53,045	366,816
452-4520-536.63-00	Improvements Other than Bldgs.	DW1205	366,816	50,000	416,816
452-4520-536.63-00	Improvements Other than Bldgs.	WW1403	416,816	123,500	540,316
452-4520-536.63-00	Improvements Other than Bldgs.	WD0804	540,316	200,000	740,316
452-4520-536.63-91	Improvements Other than Bldgs.	DW1208	-	145,880	145,880
452-4520-536.64-00	Machinery & Equipment		247,618	104,071	351,689
452-4521-536.31-00	Professional Services	DW0192	-	55,300	55,300
452-4521-536.63-00	Improvements Other than Bldgs.	DW0192	-	1,287,519	1,287,519
452-4521-536.63-00	Improvements Other than Bldgs.	DW1205	1,287,519	150,186	1,437,705
452-4525-536.31-00	Professional Services		35,000	40,000	75,000
452-4525-536.46-00	Repairs & Maintenance		109,274	92,140	201,414
452-4525-536.46-00	Repairs & Maintenance	MF1901	201,414	13,950	215,364
452-4525-536.63-00	Improvements Other than Bldgs.	WD1403	961,636	142,600	1,104,236
452-4525-536.63-00	Improvements Other than Bldgs.	RW2102	1,104,236	6,794,009	7,898,245

City of Sanford
ATTACHMENT A
BUDGET AMENDMENT FISCAL YEAR 2023/2024

Account	Title	Project Number	Current Budget	Increase/ Decrease	Revised Budget
452-4527-536.31-00	Professional Services		250,000	300,000	550,000
452-4527-536.31-00	Professional Services	RW2101	550,000	84,214	634,214
452-4527-536.31-00	Professional Services	WW0706	634,214	45,427	679,641
452-4527-536.62-00	Buildings		-	42,215	42,215
452-4527-536.63-00	Improvements Other than Bldgs.	WW0704	8,320,400	172,838	8,493,238
452-4527-536.63-00	Improvements Other than Bldgs.	WW1606	8,493,238	34,027	8,527,265
452-4527-536.63-00	Improvements Other than Bldgs.	WW2201	8,527,265	413,067	8,940,332
452-4527-536.63-00	Improvements Other than Bldgs.	WW1601	8,940,332	233,398	9,173,730
452-4527-536.63-00	Improvements Other than Bldgs.	WW2005	9,173,730	2,900,000	12,073,730
452-4527-536.63-00	Improvements Other than Bldgs.		12,073,730	200,000	12,273,730
452-4527-536.63-00	Improvements Other than Bldgs.	RW2302	12,273,730	800,000	13,073,730
452-4527-536.63-00	Improvements Other than Bldgs.	RW2303	13,073,730	50,000	13,123,730
452-4527-536.63-00	Improvements Other than Bldgs.	RW2304	13,123,730	1,250,000	14,373,730
452-4527-536.63-00	Improvements Other than Bldgs.	RW2305	14,373,730	245,000	14,618,730
452-4527-536.63-00	Improvements Other than Bldgs.	RW2306	14,618,730	350,000	14,968,730
452-4527-536.63-00	Improvements Other than Bldgs.	WW1801	14,968,730	3,063,531	18,032,261
452-4527-536.63-91	Improvements Other than Bldgs.	RW1102	-	346,869	346,869
452-4527-536.63-91	Improvements Other than Bldgs.	WW0704	346,869	2,126	348,995
452-4527-536.63-91	Improvements Other than Bldgs.	WW2201	348,995	1,339,000	1,687,995
452-4527-536.63-91	Improvements Other than Bldgs.	RW0150	1,687,995	554,543	2,242,538
452-4527-536.64-00	Machinery & Equipment		88,551	159,258	247,809
452-4528-536.31-00	Professional Services	WW0705	50,000	141,201	191,201
452-4528-536.31-00	Professional Services		191,201	300,000	491,201
452-4528-536.46-00	Repairs & Maintenance	WW0705	-	6,817	6,817
452-4528-536.63-00	Improvements Other than Bldgs.	WW0705	1,540,000	62,274	1,602,274
452-4528-536.63-00	Improvements Other than Bldgs.	WW2012	1,602,274	100,000	1,702,274
452-4528-536.63-00	Improvements Other than Bldgs.	WW2013	1,702,274	80,000	1,782,274
452-4528-536.63-00	Improvements Other than Bldgs.		1,782,274	1,100,000	2,882,274
452-4528-536.63-91	Improvements Other than Bldgs.	DW1208	-	119,356	119,356
452-4528-536.63-91	Improvements Other than Bldgs.	WW2202	119,356	244,078	363,434
452-4528-536.64-00	Machinery & Equipment		117,072	894,498	1,011,570
452-4529-536.31-00	Professional Services	WW0803	-	54,202	54,202
452-4529-536.31-00	Professional Services	UT2301	54,202	113,543	167,745
452-4529-536.31-00	Professional Services	MF2301	167,745	96,515	264,260
452-4529-536.31-00	Professional Services	WW014	264,260	67,753	332,013
452-4529-536.46-00	Repairs & Maintenance	WW0714	-	8,267	8,267
452-4529-536.46-00	Repairs & Maintenance	WW0803	8,267	14,350	22,617
452-4529-536.63-00	Improvements Other than Bldgs.	WW0803	3,556,308	59,675	3,615,983
452-4529-536.63-00	Improvements Other than Bldgs.	WW0714	3,615,983	1,132,366	4,748,349
452-4529-536.63-00	Improvements Other than Bldgs.		4,748,349	50,000	4,798,349
452-4529-536.63-00	Improvements Other than Bldgs.	UT2301	4,798,349	1,000,000	5,798,349
452-4529-536.63-00	Improvements Other than Bldgs.	UT2301	5,798,349	785,000	6,583,349
452-4529-536.64-00	Machinery & Equipment		373,692	63,784	437,476
452-4529-536.64-00	Machinery & Equipment	WW0803	437,476	203,755	641,231
452-4529-536.64-00	Machinery & Equipment	UTEQP	641,231	56,390	697,621
452-4529-536.64-00	Machinery & Equipment	WW0714	697,621	211,622	909,243
452-4530-536.31-00	Professional Services	WD1901	300,000	1,400	301,400
452-4530-536.31-00	Professional Services	DW0192	301,400	143,683	445,083
452-4530-536.31-00	Professional Services	DW0192	445,083	15,797	460,880
452-4530-536.46-00	Repairs & Maintenance	ARPG	-	1,996,837	1,996,837
452-4530-536.46-00	Repairs & Maintenance		1,996,837	400,000	2,396,837
452-4530-536.62-00	Buildings	UT2001	(300,000)	826,729	526,729
452-4530-536.63-00	Improvements Other than Bldgs.	WW2301	5,556,364	25,000	5,581,364
452-4530-536.63-00	Improvements Other than Bldgs.	WW2015	5,581,364	175,000	5,756,364
452-4530-536.63-00	Improvements Other than Bldgs.	DW0192	5,756,364	9,856,893	15,613,257
452-4530-536.63-00	Improvements Other than Bldgs.	WW2301	15,613,257	203,340	15,816,597
452-4530-536.63-00	Improvements Other than Bldgs.	ARPG	15,816,597	529,113	16,345,710
452-4530-536.63-00	Improvements Other than Bldgs.	WW1905	16,345,710	279,680	16,625,390
452-4530-536.63-00	Improvements Other than Bldgs.	UT2001	16,625,390	25,000	16,650,390
452-4530-536.63-00	Improvements Other than Bldgs.		16,650,390	95,000	16,745,390
452-4530-536.64-00	Machinery & Equipment	LUCITY	162,318	4,633	166,951
452-4530-536.64-00	Machinery & Equipment	LUCITY	162,318	4,626	166,944
452-4530-536.64-00	Machinery & Equipment		162,318	725,367	887,685
452-4530-536.64-00	Machinery & Equipment	DW0192	162,318	7,020	169,338
452-4530-536.64-00	Machinery & Equipment	DW0192	162,318	7,020	169,338
452-4540-536.31-00	Professional Services	ARPG	-	19,500	19,500
452-4540-536.62-00	Buildings	UT2001	-	846,729	846,729
452-4540-536.63-00	Improvements Other than Bldgs.	ARPG	1,005,000	1,736,208	2,741,208
452-4540-536.63-00	Improvements Other than Bldgs.	UT23AR	2,741,208	1,778,071	4,519,279
452-4540-536.63-00	Improvements Other than Bldgs.	WW1404	4,519,279	2,924,142	7,443,421
452-4540-536.63-00	Improvements Other than Bldgs.	WW1404	7,443,421	150,000	7,593,421
452-4540-536.63-00	Improvements Other than Bldgs.	UTWALI	7,593,421	38,264	7,631,685
452-4540-536.63-00	Machinery & Equipment	WW2302	7,631,685	2,500,000	10,131,685
452-4540-536.64-00	Machinery & Equipment	LUCITY	788,840	8,552	797,392
452-4540-536.64-00	Machinery & Equipment	LUCITY	788,840	567	789,407

City of Sanford
ATTACHMENT A
BUDGET AMENDMENT FISCAL YEAR 2023/2024

Account	Title	Project Number	Current Budget	Increase/ Decrease	Revised Budget
452-4540-536.64-00	Machinery & Equipment		788,840	71,728	860,568
452-4540-536.64-00	Machinery & Equipment	UT2301	788,840	400,000	1,188,840
452-4540-536.64-00	Machinery & Equipment	WWAM23	788,840	101,535	890,375
452-0000-334.32-30	Grant Proceeds	WW1404	-	744,173	744,173
452-0000-334.32-30	Grant Proceeds	WW2302	-	2,500,000	2,500,000
452-0000-381.91-53	Transfer from ARPA Fund	ARPG	-	4,281,658	4,281,658
452-0000-384.01-00	SRF Proceeds	RW0150	-	554,543	554,543
452-0000-384.01-00	SRF Proceeds	RW1102	-	346,869	346,869
452-0000-384.01-00	SRF Proceeds	DW0192	-	11,700,741	11,700,741
452-0000-389.98-00	Use of Reserves		15,997,273	35,109,029	51,106,302
Total Budget Amendment				55,237,013	
Budget amendment to rollover capital purchases not completed as of 9/30/23					
455-5502-575.46-00	Repairs and Maintenance	DW0192	20,000	257,553	277,553
455-5502-575.46-00	Repairs and Maintenance		277,553	4,257	281,810
455-5502-575.63-00	Improvements Other than Bldgs.	MF1901	-	53,467	53,467
455-5502-575.63-00	Improvements Other than Bldgs.	MF2201	53,467	5,190	58,657
455-5502-575.63-00	Improvements Other than Bldgs.	MF1401	58,657	14,188	72,845
455-0000-381.01-00	Transfer from General Fund		39,000	334,655	373,655
Total Budget Amendment				334,655	
Budget amendment to rollover capital purchases not completed as of 9/30/23					
457-5502-575.63-00	Improvements Other than Bldgs.	MA2201	-	391,345	391,345
457-5502-575.64-00	Machinery and Equipment		-	239,562	239,562
457-0000-381.01-00	Transfer from General Fund		-	630,907	630,907
Total Budget Amendment				630,907	
Budget amendment for open purchases not completed as of 9/30/22					
460-4520-536.64-00	Machinery and Equipment		-	300,000	300,000
460-4520-536.63-00	Improvements Other than Bldgs.		200,000	740,000	940,000
460-4520-536.63-00	Improvements Other than Bldgs.	WW0715	940,000	250,000	1,190,000
460-0000-389.98-00	Use of Reserves		51,058	1,290,000	1,341,058
Total Budget Amendment				1,290,000	
Budget amendment for open purchases not completed as of 9/30/22					
470-4525-536.63-00	Improvements Other than Bldgs.		-	250,000	250,000
470-4540-536.63-00	Improvements Other than Bldgs.	WD1901	-	276,783	276,783
470-4540-536.64-00	Machinery and Equipment	WW1803	2,100,000	160,000	2,260,000
470-4540-536.64-00	Machinery and Equipment		2,260,000	3,810,000	6,070,000
470-0000-389.98-00	Use of Reserves		1,803,779	4,496,783	6,300,562
Total Budget Amendment				4,496,783	
Budget amendment for open purchases not completed as of 9/30/22					
Total Budget Amendment-Enterprise Funds				81,739,438	
CITY-WIDE BUDGET AMENDMENT				123,438,567	



APPROVED



CITY OF
SANFORD
FLORIDA

WS ___ RM X
Item No. 8.F

CITY COMMISSION MEMORANDUM 24-031
JANUARY 22, 2024 AGENDA

TO: Honorable Mayor and Members of the City Commission
PREPARED BY: Cynthia Lindsay, Finance Director
SUBMITTED BY: Norton N. Bonaparte, Jr., ICMA-CM, City Manager
SUBJECT: Roll Forward Budget Adjustment; Resolution No. 3201

STRATEGIC PRIORITIES:

- ☐ Unify Downtown & the Waterfront
- ☐ Promote the City's Distinct Culture
- ☐ Update Regulatory Framework
- ☐ Redevelop and Revitalize Disadvantaged Communities

SYNOPSIS:

Approve Resolution No. 3201, to amend the City's FY 2023/2024 budget to increase expenditures in the Capital Replacement Fund, Catalyst Fund, 2023 Bond Fund, General Fund, Local Option Gas Tax Fund, Recreation Impact Fee Fund, Police Impact Fee Fund, Fire Impact Fee Fund, Building Inspection Fund, 9th Cent Sales Tax Fund, Third Generation Sales Tax Fund, ARPA Grant Fund, Stormwater Fund, Water/Sewer Funds, Mayfair Fund, and the Marina Fund is requested.

FISCAL/STAFFING STATEMENT:

The proposed budget amendment will increase the FY 2023/2024 Citywide budget by \$123,438,567, making the new budget total \$324,058,226. This increase consists of \$84,145,854 in capital replacements or projects that had not yet been completed by year end, \$10,093,394 in grant funds for capital not spent by year end, \$12,602,153 in debt service funds not spent by year end, \$772,933 in operational expenditure contracts not completed as of year-end, and \$15,824,233 in transfers to cover capital expenditures.

BACKGROUND:

The attached budget amendment is for the following:

1. **CAPITAL PROJECT FUNDS:** A \$14,990,313 increase to rollover funds for projects not completed by year end. The majority of this amount consists of the Catalyst Project and Purchase Order rollovers in the Capital Replacement Fund.
2. **GENERAL FUND:** A \$10,657,133 increase to rollover operational contracts totaling \$306,262, Catalyst funds totaling \$8,577,013, grant initiatives not complete by year-end of \$785,267, unspent Recreation donations of \$23,029, and transfers to the Mayfair and Marina Funds totaling \$965,562.

3. **SPECIAL REVENUE FUNDS:** A \$16,051,683 increase to rollover funds for projects not completed by year end totaling \$9,544,087, transfers to the stormwater and water/sewer funds of \$6,281,658 for ARPA projects, and \$225,938 in grant funds allocated for ARPA projects.
4. **STORMWATER FUND:** A \$19,750,080 increase to rollover funds for projects not completed by year end which includes a transfer of \$2,000,000 from the ARPA fund.
5. **ENTERPRISE FUNDS:** A \$61,989,358 increase to rollover funds for projects not completed by year-end totaling \$41,861,374. Grant revenue totaling \$7,525,831 and loan proceeds of \$12,602,153 are being re-budgeted to support this increase.

LEGAL REVIEW:

No legal review requested of the City Attorney.

RECOMMENDATION:

It is staff's recommendation that the City Commission approve Resolution No. 3201, amending the FY 2024 budget by \$123,438,567. This amendment will make the FY 2023/2024 budget total \$324,058,226 city-wide.

SUGGESTED MOTION:

"I move to approve Resolution No. 3201."

Attachments: Budget Resolution No. 3201
Attachment "A"